

Fannie, Freddie and the Foreclosure Crisis

Kevin Park

The mortgage giants Fannie Mae and Freddie Mac are not blameless in the foreclosure crisis, but the case against them is also often misunderstood and exaggerated.

In September of 2008, the Federal Housing Finance Agency placed Fannie Mae and Freddie Mac into conservatorship, reestablishing government control over the giants of the American housing system. Together, these institutions hold roughly \$5.3 trillion in home mortgages, nearly half the entire market. The causes behind their failure have been and will continue to be much debated. Below is a discussion of facts related to Fannie and Freddie's role in the current housing crisis. The accumulation of evidence suggests that profit, not policy, pushed these players like many others into treacherous territory and risky products not borrowers led to their collapse.

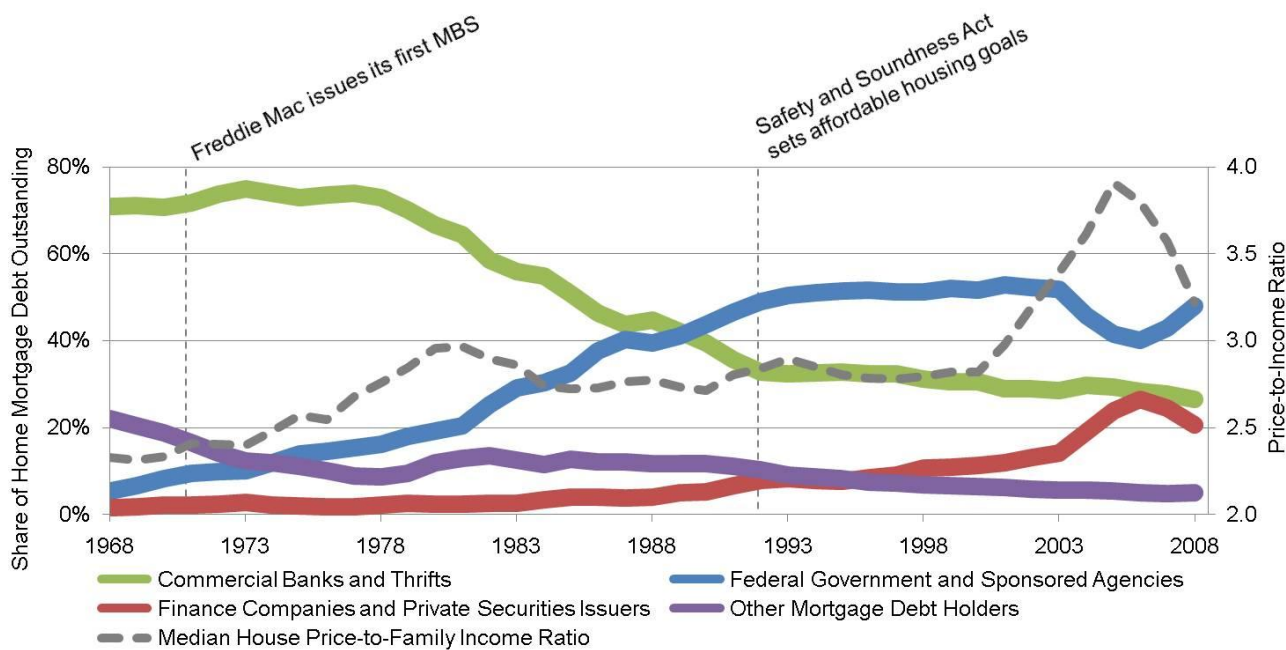
History

Understanding the origins of the federal government's role in the secondary mortgage market is important in discussing the cause of the current crisis. The goal to bring stability and liquidity to the

housing and banking sectors is just as relevant today as it was in the 1930s.

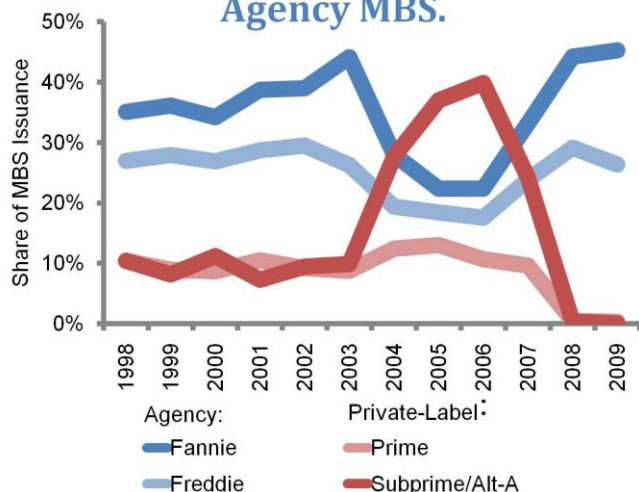
Before the Great Depression, most Americans financed their homes using interest-only mortgages that had to be rolled-over every 3 to 15 years. The banking crisis of the early 1930s prevented many borrowers from finding the credit needed to meet the unpaid principal at the end of their loan, leading to a massive number of foreclosures. As part of the New Deal, Congress enacted the National Housing Act of 1934, which created the Federal Housing Administration (FHA) to insure mortgages. Through the assumption of credit risk and standardization of loan products and underwriting standards, the federal government enabled longer-term (20- and 30-year), self-amortizing loans with higher loan-to-value (LTV) and lower interest rates. The act also authorized FHA to create a government agency to purchase these federally-insured mortgages, thereby providing liquidity to the housing market and banking system. The Federal National Mortgage Association ("Fannie Mae") was chartered in 1938.

For thirty years Fannie Mae operated as a government agency, then in 1968 it was converted into a private corporation in order to reduce the apparent size of the federal budget. Legislation in 1970 created Fannie Mae's twin, the Federal Home Loan Mortgage Corporation



Source: Federal Reserve, Flow of Funds; Historical Statistics of the United States; National Association of Realtors®; Census Bureau

Private-Label Overtook Agency MBS.



Source: Inside Mortgage Finance

(“Freddie Mac”), and also enabled the two companies to purchase conventional (not federally-insured) mortgages. While private shareholder-owned corporations Fannie and Freddie still retained an implicit guarantee of government assistance (a guarantee that would be realized in September 2008). This implied support enabled the companies to borrow at below-market rates. How much of this effective subsidy went to lowering costs to borrowers versus increase profits for shareholders is still debated. For example, a 2001 CBO study found Fannie and Freddie retained 35%-37% of the subsidy’s value.

In 1971, Freddie Mac issued its first mortgage-backed security. Fannie Mae did not issue securities until 1981, but this form of finance quickly became standard practice. The share of home mortgage debt held in mortgage pools backed by Fannie, Freddie, and Ginnie Mae (a similar organization that remains a government agency) increased from 2.1% in 1971 to 40.5% in 1991. Of course, most of the growth in these implicitly subsidized government-sponsored enterprises (GSEs) came at the expense of traditional banks and thrifts, which have an explicit guarantee in the form of federal deposit insurance.

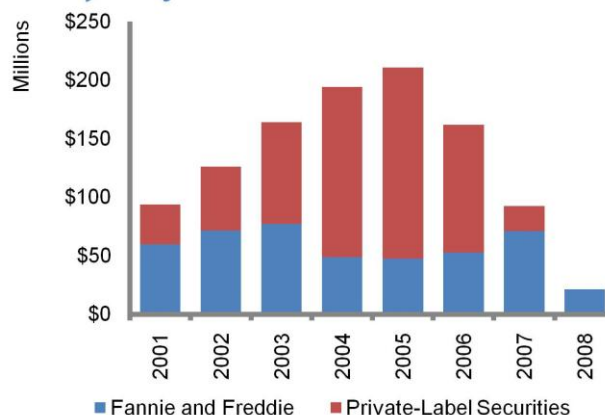
Competition

Fannie and Freddie were highly profitable throughout the 1990s and their activities came to dominate the housing market. But financial innovation, such as the introduction of collateralized debt obligations, and de-regulation, such as the repeal of the Glass-Steagall Act and deliberate exclusion of credit default swaps from oversight, began creating competition from private-label securities (i.e. non-agency mortgage-backed securities).

Fannie and Freddie were losing business and market share.

Without the implicit government guarantee, private-label mortgage-backed securities had always been seen as riskier investments than those issued by Fannie and Freddie. But innovative financiers discovered that by giving different levels of priority to the shares, or “tranches,” of a security, along with corresponding rates of risk and return, they could shield a particular income stream from loss. A

Private-Label Securities Financed Majority of Low Credit Score Loans



Note: “Low Credit Score” defined as FICO score under 620.
Source: Federal Housing Finance Agency

single security would be divided into higher risk tranches that would absorb earlier losses and lower risk tranches that would be hit only once the others were exhausted. Additional insurance against losses was obtained through derivatives like credit default swaps, where for a fee one company (e.g. AIG) would compensate another for defaults in an investment. Consequently, these investments were considered “safe” enough to warrant AAA credit ratings—that is, there was virtually no predicted risk of loss, despite being built on high risk subprime mortgages. It appeared as if investors could have safety comparable to U.S. Treasury bonds, but with significantly higher returns.

Not surprisingly, these new investments grew rapidly. Data from Inside Mortgage Finance shows that between 2003 and 2006, the private-label share of mortgage-backed security issuance increased from 21.6% to 56.0%, overtaking Fannie and Freddie. Over this time, the private financial sector accounted for 72.1% of the total increase in mortgage-backed securities outstanding and 54.6% of the increase in overall home mortgage debt.

The increase in market share was directly at the expense of Fannie and Freddie. In part, this was due to internal issues. A 2004 investigation by the Office of Federal Housing Enterprise Oversight (OFHEO, now FHFA), found significant accounting problems and inadequate credit risk management. As a result, Fannie and Freddie were forced to accept portfolio restrictions and increased capital requirements.

But more generally, Fannie and Freddie were being crowded-out by less regulated secondary mortgage market players. Over 97% of the increase in private-label securities was backed by subprime and Alt-A loans. Because these subprime and Alt-A loans accounted for most of the growth in mortgage lending during the housing bubble, Fannie and Freddie were pushed to the sidelines. Between 2003 and 2006, Fannie and Freddie (and Ginnie Mae) accounted for just 27.9% of the increase in mortgage-backed securities and 13.9% of overall home mortgage debt.

Fannie and Freddie were aware early on about what the increase in competition from less regulated market players meant for their bottom-line. Fannie Mae's 2004 SEC filing states:

"Potential Decrease in Earnings Resulting from Changes in Industry Trends. The manner in which we compete and the products for which we compete are affected by changing trends in our industry. If we do not effectively respond to these trends, or if our strategies to respond to these trends are not as successful as our prior business strategies, our business, earnings and total returns could be adversely affected." [emphasis added]

Between 2003 and 2006, Fannie and Freddie's combined net income was cut in half.

Even among lending to low- and moderate-income borrowers, Fannie and Freddie lagged the market, despite statutory requirements to devote a certain portion of their business to such underserved borrowers (see insert). Neither Fannie nor Freddie had much trouble meeting these affordable housing goals, exceeding the Low- and Moderate-Income Goal every year until 2008. However, a review by the Federal Housing Finance Agency (FHFA) found that these goals were generally set below their estimates of the actual market between 2002 and 2006. Between 2003 and 2005, near the peak of the housing market, Fannie and Freddie exceeded their affordable housing goals but were still following the market. Moreover, FHFA's estimates of the market excluded B- and C-grade mortgages (i.e. subprime loans) that were deemed too risky for Fannie and Freddie's portfolios. Consequently, Fannie and Freddie were less concentrated

Affordable Housing Goals

Congress enacted the Federal Housing Enterprises Financial Safety and Soundness Act of 1992 in order to exercise better oversight over the institutions as well as to promote low-income homeownership. Congress believed that, given the effective subsidy they received, Fannie and Freddie should be discouraged from disproportionately concentrating in high-income markets. The Safety and Soundness Act mandated three affordable housing goals:

Low- and Moderate-Income Goal – Individuals earning no more than the area median income.

Underserved Areas Goal – Individuals residing in lower income areas (90% of area median income in metropolitan areas), or higher minority areas (minority share 30% or more and median income no more than 120% of area median).

Special Affordable Goal – Individuals earning no more than 60% of area median income or residing in low-income neighborhoods and earning no more than 80% of area median.

Fannie and Freddie were each required to devote a certain share of their business, roughly equal to their projected share of the overall "affordable" mortgage market, to each of these goals, although a single loan could be counted for multiple goals.

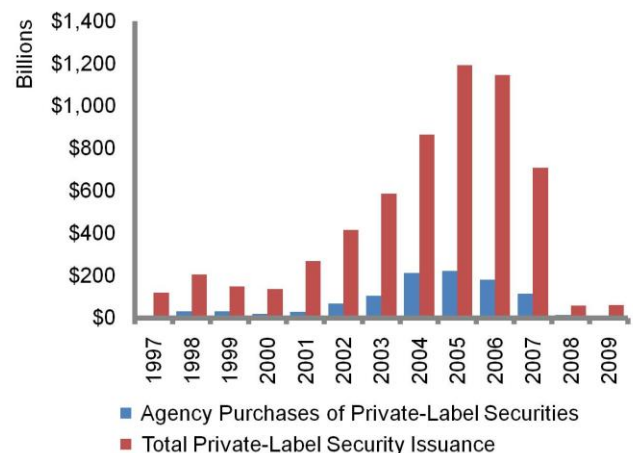
in lending to low-income borrowers and neighborhoods than the private market in the years leading up to the housing crash.

Fannie and Freddie purchased risky loan products. As pressure mounted on their market share, Fannie and Freddie increased their purchases of nontraditional, higher risk mortgages, including investments in Alt-A loans and in private-label securities. Alt-A mortgages are loans to borrowers with good credit but using nontraditional underwriting standards. For example, Alt-A loans often use no or limited documents of income and assets. Originally, this practice was implemented to accommodate self-employed borrowers, but it could also be abused. A Federal Reserve review states that 50% to 60% of Alt-A loans generally involves low documentation, but that share increased to 78% by the end of 2006.

Fannie Mae's 2008 Credit Supplement documents the weakened underwriting standards for loans purchased in 2005 and 2006 compared to earlier vintages. For example, Alt-A loans represented just 7.1% of mortgages from 2004 and earlier, but increased to 18.9% in 2005 to 2006. The prevalence of interest-only and negative amortization loans increased from 2.3% to 14.6%. Adjustable-rate loans increased from 8.5% to 14.9%.

Fannie and Freddie also started purchasing private-label mortgage-backed securities, inverting the process that had been in place for three decades whereby the agencies bought whole loans to securitize and sell to investors. According to FHFA's Annual Report to Congress, Fannie and Freddie purchased \$5.7 billion in private-label securities in 1997, or about 4.8% of new issuance. The volume continued to grow in the 2000s, peaking at \$221.3 billion in 2005. However, Fannie and Freddie never accounted for more than a quarter of private-label security purchases in a given year and that share was falling as yield spreads on private-label securities declined and real estate prices approached their peak.

Agency Purchases Accounted for Fraction of Private-Label Issuance.



Source: Federal Housing Finance Agency; Inside Mortgage Finance

Alt-A loans and mortgage-backed securities are investments that seemed low risk at the time, by virtue of high borrower credit scores or credit rating agency determinations. For example, the average FICO score on an Alt-A mortgage originated between 2005 and 2007 held by Fannie Mae is 715, a reasonably strong score. Similarly,

while built on risky mortgages, Fannie and Freddie generally limited themselves to theoretically lower risk senior tranches of mortgage-backed securities. Fannie Mae's 2006 SEC filing states that over 90% of its private-label mortgage-backed securities as of June 30, 2007 were rated AAA by Standard & Poor's and Moody's.

Conservatorship

Far from being "contained," losses from subprime lending and related derivatives triggered a financial crisis in the fall of 2008. In September, giants like Merrill Lynch, Lehman Brothers, AIG, Washington Mutual and Wachovia were either sold, rescued, or collapsed. In addition, OFHEO effectively nationalized Fannie and Freddie by placing them into conservatorship. As of September 2010, the bailout of the agencies has cost nearly \$148 billion.

Losses in securities investments led to collapse. Most of the mortgage-backed securities held by Fannie and Freddie for their portfolio were highly rated by credit rating agencies. However, beginning in 2007, these agencies began massive downgrades of such securities. The Financial Crisis Inquiry Commission reports that between 2008 and 2009 Moody's downgraded 80% of the tranches it originally rated AAA. Mark-to-market policies required Fannie and Freddie to reduce the reported value of their investments, causing massive losses. Fannie and Freddie's Capital Markets segments, which include purchases of mortgage-backed securities, combined for a loss of over \$57 billion in 2008 alone, accounting for over half of net losses that year.

Fannie and Freddie's insolvency was triggered by a combination of undercapitalization and downgrades in their investments in private-label securities. Since 2008, as the financial crisis spread into the real economy, house price declines and high unemployment have caused losses in even their single-family book of business. However, even here losses are being driven by nontraditional loan products, not lending to low- and moderate-income borrowers.

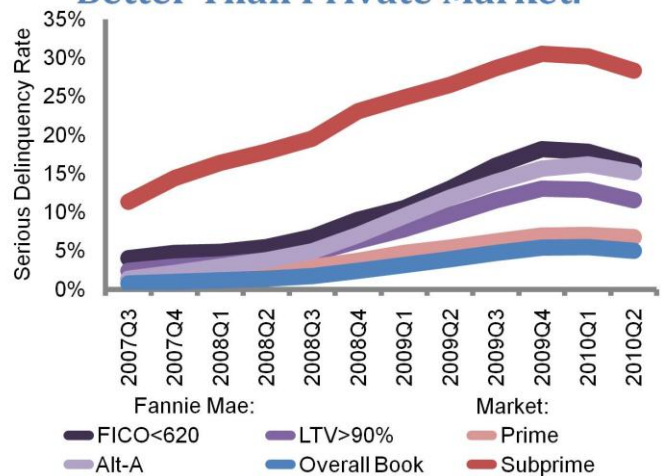
Single-family losses driven by nontraditional loans not lower income borrowers. Despite accounting for less than 12% of Fannie and Freddie's single-family portfolio, Alt-A loans have accounted for 40% to 50% of their total credit losses in 2008 and 2009.

Alt-A loans are typically not targeted at low- and moderate-income borrowers. Fannie Mae's 2007 Investor Summary indicates the average value of property behind an Alt-A loan was over \$250,000, substantially greater than other high risk loan categories and over 15% greater than the median sales price for all existing single-family homes that year. In addition, Alt-A loans typically have low loan-to-value (LTV) ratios. The average original LTV for an Alt-A loan held by Fannie Mae in 2007 was just 73.1%, implying a substantial downpayment unusual for lower income borrowers.

Without going to low-income borrowers or neighborhoods, Alt-A loans are not likely to contribute towards affordable housing goals. In fact, by increasing the overall book of business, the "denominator" when calculating housing goals, Alt-A loans actually worked against Fannie and Freddie's efforts to meet the goals. Such loans were, however, highly profitable until the market collapsed.

Understanding Capital is published by the UNC Center for Community Capital, the leading center for research and policy analysis on the transformative power of capital on households and communities in the United States. The center's in-depth analyses help policymakers, advocates and the private sector find sustainable ways to expand economic opportunity to more people, more effectively. For more information, contact the center at (919) 843.2140 or visit www.ccc.unc.edu.

Agency Loans Performing Better Than Private Market.



Source: Fannie Mae Credit Supplement, Mortgage Bankers Association

Agency loans are performing better than the private market. Fannie Mae's 2010Q2 Credit Supplement shows 4.99% of their overall book was seriously delinquent (90+ days late or in foreclosure) as of June 2010. That includes 13.35% of borrowers with credit scores under 660 and 12.03% of all loans with any high risk feature (Alt-A, interest-only, high LTV, etc). For comparison, the Mortgage Bankers Association reports that the serious delinquency rate for subprime loans was over 28%. The fact that subprime loans have delinquency rates twice that of even high risk agency loans suggests that there is in fact a categorical difference between the two. The riskiness of loan product is as important as the risk factors of the borrower.

Summary

There is clear evidence that Fannie and Freddie started purchasing lower quality loans at the peak of the housing market. However, it is also evident that they did so to regain market share from less-regulated private-label security issuers and finance companies. Housing goals do not appear to have played a significant role because Fannie and Freddie remained less concentrated in low-income market segments compared to the private market. Still, the high LTV, low FICO score, and alternative documentation loans that Fannie and Freddie purchased are performing significantly better than private subprime loans, suggesting the enterprises retained stronger risk management procedures than private financial companies.

Ultimately, profit not policy was what motivated Fannie and Freddie and loan products not borrowers were what caused their collapse. These facts have important implications for reform of the housing system, including countercyclical liquidity and how to approach low-income homeownership in the future.

Revised September 2010